

Our engineers have used their **25+ years of experience** with pneumatic pumps in landfills to design and build the **new generation pump** “SRX-LP” specifically for **tough landfill duty**.

- Introducing ...



SRX LP

LANDFILL PUMP

“Simply”
Reliable



SRX LP



SIMPLY RELIABLE

Few parts

Simple design

Innovative Features

**Made for high
temperatures**

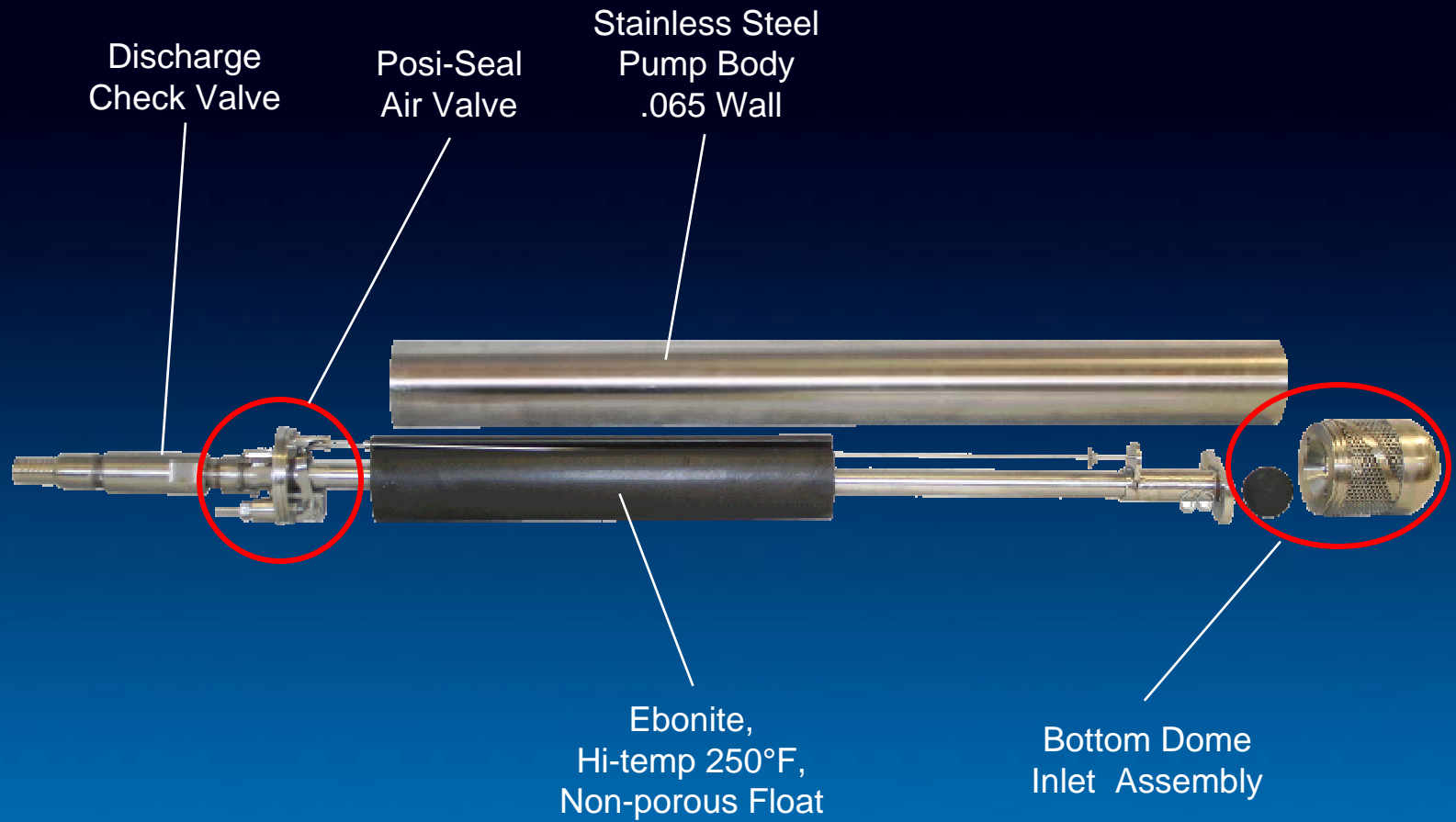
**Endures harsh
environments**

 **DGS**
DURHAM GEO SLOPE INDICATOR



SRX LP

Few Parts



SRX LP

Easy to Disassemble




Use Only One Wrench




SRX LP

Easy to Disassemble



SRX LP

SRX LP PUMP HEAD



Isolated
High-Temperature
Magnet

Hydlar®
Friction
Bushing


Posi-
seal
Air valve

Control
Rod



SRX LP

SRX LP CONTROL ROD



Lightweight control rod assists valve operation and is isolated from stress

SRX LP

SRX LP Pump Float





Custom design Cast Ebnote float rated for temperatures up to 250 degrees

Hard non porous surface to reduce percipatation build up.

Control rod cavity is open for easy cleaning

SRX LP

SRX LP Air Valve



Posi-Seal air valve provides a bubble-tight seal preventing leakage that can lead to unnecessary precipitation .

The air/exhaust valves can be totally accessed without taking the pump apart – no special tools are required.

Filter screen in the air valve assembly prohibits the entry of debris. 330 mesh, stainless steel.

SRX LP

SRX LP Air Exhaust Valve




Accessed from the top of the pump without disassembling the pump body.

Simply unthread.

SRX LP

SRX LP Fluid Discharge Check



Unthread the hose barb

**Remove the retaining pin for
complete access to the
ball/seat assembly**

SRX LP

Pump Construction



304 stainless steel*

Pump body, discharge tube

303 stainless steel*

Pump head, bottom intake valve, control rod and control linkage assemblies

316 stainless steel*

Hose and tubing barbs

Hydlar® (Kevlar / Nylon) *

Control rod bushing

Nylon®*

Ball, discharge check valve

Buna-N®

Ball, intake check valve

Viton®

O-ring seals, air inlet ball valve

Ebonite (expanded Buna-N)

Float

*** Rated to 250°F**

SRX LP

Ordering Information



Part Nr	Model	Pump OD (in)	Pump Length (in)	Vol/cycle (US gal)	Max Flow (gpm)
TR-970	SRX LP	3.5	39	0.4	9.5
TR-971	SRX LSP	3.5	33	0.2	7.5


SRX LP

ACCESSORIES



Nylon Bundled Tubing Assembly

Air In:	ID: 0.250 in	OD: 0.375 in
Air Out	ID: 0.375 in	OD: 0.500 in
Discharge	ID: 1.0 in	OD: 1.170 in



SRX LP



ACCESSORIES

Well Seals

Simplifies Installation and connection of fluid and air lines

Manifold flanges, Air In / Fluid Out Kit, additional Parts

Additional ports allow for level or pressure measurements

Configurations for liquid only or gas/liquid combination.
Flow control kits; exhaust diversion kits .



SRX LP

ACCESSORIES



Pulse Counter



Filter / Regulator



Well Head Module



SRX LP



SIMPLY RELIABLE

Few parts

Simple design

Innovative Features

**Made for high
temperatures**

**Endures harsh
environments**

 **DGS**
DURHAM GEO SLOPE INDICATOR





What Customers Say

“We know that maintenance will be required on our landfill pumps and the SRX pump makes that process so much simpler. We estimate that our service time will be cut in half and no expensive replacement parts.”



What Customers Say

“The SRX pump is so easy to take apart – no special wrenches – no adjustments – the domed bottom is great for installation.”

A blue-tinted photograph of a construction site. In the foreground, there are several pieces of heavy machinery, including a large yellow wheel loader and a smaller yellow tractor. A white dump truck is also visible. The background shows a large area of earth being worked on, with a dense line of trees in the distance under a clear sky.

What Customers Say

“The SRX pump is so simple, it works and the pricing is hundreds less than what we are currently paying”.

SRX LP

SIMPLY RELIABLE

Any questions?